



# C.L. DAVIS/S.W. THOMPSON DVM FOUNDATION

A TAX-EXEMPT, DONATIVE, PUBLICLY-SUPPORTED CHARITY  
FOR THE ADVANCEMENT OF VETERINARY AND COMPARATIVE  
PATHOLOGY

Managing Editor: V. S. Carreira, DVM, PhD

Senior Editor: B. H. Williams, DVM

January 2020

Volume 50 Issue 1

## CHAIRMAN OF THE BOARD

Bruce H. Williams, DVM

## BOARD MEMBERS

Cory F. Brayton, DVM

James Britt, DVM MS

Corrie C. Brown, DVM, PhD

Vinicius Carreira, DVM, PhD

Francisco Carvallo, DVM, PhD

Jennifer Chapman, DVM

Mike Dark, DVM

Fabio Del Piero, DVM, PhD

Stephen M. Dempsey, DVM

John F. Edwards, DVM, PhD

Mr. Robert Hyman, BA, MS

Kyu-Shik Jeong, DVM, PhD

Sanja Aleksic-Kovacevic DVM, PhD

Matti Kiupel, Dr. med.vet., PhD

Jey Koehler, DVM, PhD

Ingeborg Langohr, DVM, PhD

Eric Lombardini, DVM, PhD

Elizabeth McInnes, BVSc, MS

Tracey S. McNamara, DVM

Lonzy Ojok, BVSc, DVM, PhD

Patricia Pesavento, DVM, PhD

Simon Priestnall, BVSc, PhD

Vladislava S. Rac, DVM, MS

Tony Ross, BVSc, MSc, PhD

Zadok Ruben, DVM, PhD

Brett H. Saladino, DVM

Mohamed Slaoui, DVM

Elemir Simko, DVM

Paul C. Stromberg, DVM, PhD

Francisco Uzal, DVM, PhD

## Inside This Issue

- 1 2020 Foundation Awards Reception
- 4 2020 Gen Path Review Course
- 5 2020 Gross Path Review Course
- 6 2020 Descriptive Path Course
- 7 2020 Latin American Calendar
- 8 LCPG at the 2020 ACVP Mtg
- 9 Become a LCPG Member
- 10 Diagnostic Exercise
- 11 List of Foundation Awardees
- 13 1<sup>st</sup> Costa Rican Meeting
- 14 2020 NEVPC Slide Conference
- 15 2020 AAVLD Workshop
- 16 Mammary Tumor Fascicle
- 17 2019 Australian Roadshow Recap
- 18 3<sup>rd</sup> Eastern European Conference
- 19 2<sup>nd</sup> Spanish Subdivision Conference
- 20 2020 BSTP Meeting
- 21 More Awards Reception Pics
- 22 Foundation Calendar

## The Davis-Thompson Foundation Celebrates Scholarship in San Antonio

The annual meeting of the ACVP each year provides a large, enthusiastic and appreciative crowd for the Foundation's annual awards reception, where we have the opportunity to honor the best and brightest students, young faculty, and career educators in North American veterinary schools today.



As always, Vice President Annette Gendron-Fitzpatrick presided over the festivities, and this year's awards reception began with Foundation President Paco Uzal recapping a remarkable year for the Foundation with a message of hope for the future and admiration for this year's recipients. Following that, the Foundation kicked off its annual reception by presenting its annual Student Scholarship Awards to 30 deserving residents and graduate students from our affiliated universities in North America. A complete list of all awardees is available on page 7 and pictures are available on page 15. Each awardee received an inscribed plaque, their a brief biography was published on the Foundation's Facebook page.

This year, two Travels Award from the Foundation's Latin American Division (LCPG) were presented by Vice President for Latin America, Dr. Francisco Carvallo (who also served, along with CEO Bruce Williams as photographers for the event – no job too small and all that) to Dr. Juan Pablo Velsasco Montes de Oca at the National Autonomous University of Mexico, and Dr. Valentina Stevenson, currently in the graduate degree program of Virginia Tech.

Each year, the Foundation presents the "Journal Award" for the article from

*continued on Page 2*



*Presentation of the 2019 LCPG Travel Awards*

the previous year of *Veterinary Pathology* (its actually the last full year so this year the article came from 2018) in which a very select panel chooses an outstanding article in terms of its scientific merit, impact, and many technical factors. This years panel of Drs. Jey Koehler, Patty Pesavento, and Linden Craig (faculty of the Foundation's annual Descriptive Pathology Course, chose *Intervertebral Disc Degeneration in Warmblood Horses: Morphology, Grading, and Distribution of Lesions* authored by Wilhemina Bergmann, N. Bergknut, S. Veraa, A. Gröne, H. Vernooij, I.D. Wijnberg, W. Back, and G.C.M. Grinwis. While Dr. Bergmann was not available for the presentation, Professor Andrea Grone of the University of Utrecht was on hand to graciously accept the award on her behalf.

Next up were the lectureship awards. The Samuel Thompson Award for Lectureship excellence, awarded each year by the the attendees of the annual Gross Path

Review course for the best overall lecturer was awarded to Foundation President Paco Uzal (yes, our officers can bring it at the podium as well!) This left two presentations left for the evening, and neither acceptance speech left a dry eye in the house.

The winner of this year's Robert L. Farrell Award for sustained lectureship excellence is a long time member of the Board of Directors for the Foundation as well as a member of the Faculty of Discussants. For the last 30 years, Dr. Zadok Ruben has overseen the quarterly meetings of the Foundation's Northeast Division, educating toxicologic pathologists from all over the Northeastern US. When last minute complications would prevent a speaker from showing up, Zadok would always jump in to lecture, often at minute's notice. Over the last few years, he was a fixture at the Foundation's annual Pathology of Lab Animals course, where he would conduct breakout sessions on the what to expect from a career in toxicologic pathology and mentoring young pathologists, many of whom he continues to be in contact with today. As a member of the Foundation's Board of Directors for 35 years, he has been a sure and steady hand charting the Foudation into a future of uncertainty with major changes in the delivery of education, mergers and great draw-downs in the pharmaceutical industry in the northeast US, and the constantly evolving face of veterinary medicine. His arrival to the podium (presented by Bruce Williams, Foundation CEO) was greeted by a standing ovation His simple acceptance speech came from the heart, eschewing the accolades awarded him, and thanking the Foundation for allowing him to serve, and to this country for making him a home for fifty years. With a wave, he left the stage to a room full of applause and people wiping their eyes.



*Dr.. Zadok Ruben*

*...continued on Page 3*



The final award of the evening proved to be just as moving. The Harold Casey Lifetime Teaching Award is awarded annually to a professor who has dedicated a career to teaching veterinary pathology. The award is not for research, or publication; it is given each year to an educator of the highest order - one who has dedicated a lifetime to teaching, regardless of acclaim or recognition, for whom the act of teaching has been a reward in itself. This year's award was eloquently presented by Dr. Brian Porter and overseen by a cadre of former students and colleagues from Texas A&M who came to the reception to see Dr. John Edwards receive this award of a lifetime.

John Edwards embodies the true meaning of this award in his more than countless hours at autopsy, solving diagnostic riddles for the education and betterment of literally generations of students, all of whom have benefited from being in his presence for literally any amount of time. There are many brilliant pathologists, but only a rare few with the willingness to impart this knowledge, day in and out, year in and out, as John has. His drive to teach has been his life's blood and its work as well, although I would be surprised if I ever heard John call it work. His enthusiasm for veterinary pathology may be, for many students, what they will one day recall most about the man – John breathes life into the subject like no other. His acceptance speech was unexpected if you know the man, and so amazingly touching, "I am speechless", he said simply, and "Thank you."




*Dr. Edwards (center) surrounded by graduate students from his many years of teaching.*

You can check the complete list of all awardees on page 11-12 and more pictures on page 21. The Foundation congratulates all of the winners, and we look forward to next year's ceremony in Chicago!

*...Bruce Williams, DVM, CEO, Davis-Thompson Foundation*

# 2020 General Pathology Review Course



## FEATURING:



**Dr. Denise Imai**  
**Hemodynamics**



**Dr. Brad Bolon**  
**Toxicologic Pathology**

### AND MORE:

Cellular responses to injury  
Inflammation and Repair  
Immunity and Hypersensitivity  
Neoplasia  
Microbial mechanisms of disease

Location: College of Veterinary Medicine, UC Davis,  
School of Veterinary Medicine Davis, California

Dates: January 23-26th 2020

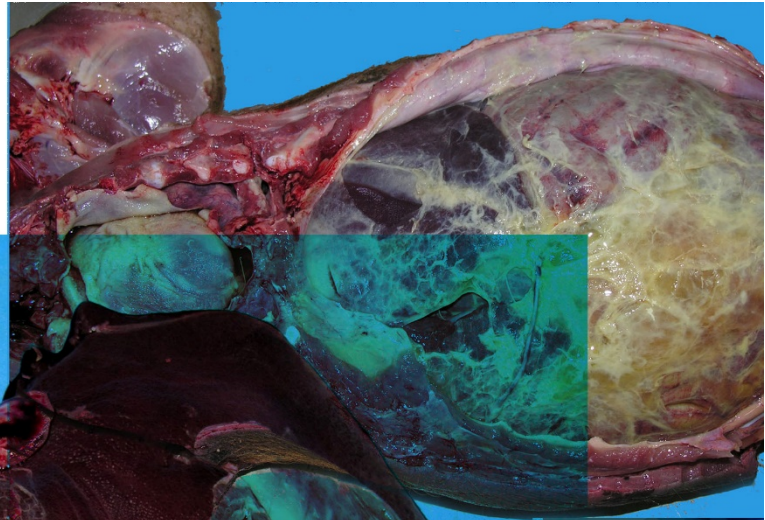
More information:

<http://www.cldavis.org/upcoming.html#240>





**THE OHIO STATE  
UNIVERSITY**



# GROSS PATHOLOGY REVIEW COURSE 2020

Tuesday May 5th - Saturday May 9th, 2020

The Ohio State University College of Veterinary Medicine  
Columbus, OH

## LECTURES ON MACROSCOPIC PATHOLOGY OF:

Swine • Birds including poultry • Reptiles & Amphibians • Zoo & Exotic  
Animals • Dogs & Cats • Fish • Non-human Primates • Laboratory Animals  
• Ruminants • Wildlife • Horses

Cognitive errors in pattern recognition

Mock exam

For more information: Dr. Krista La Perle [Laperle.1@osu.edu](mailto:Laperle.1@osu.edu)

<https://davisthompsonfoundation.regfox.com/2020gross>



# 2020 U.S. Descriptive Veterinary Pathology Course



**June 1-5**  
**Auburn University**  
**College of Veterinary Medicine**



**Dr. Jey Koehler**  
Auburn University



**Dr. Patricia Pesavento**  
University of California Davis



**Dr. Linden Craig**  
University of Tennessee

**Lectures, active learning exercises, & mock exams on:**

- Gross Pathology
- Microscopic Pathology
- Gross-Micro Correlations
- Ultrastructural Pathology
- Immunohistochemistry

**20**  
**RACE CE**  
**credits!**

Register at:

**<https://davisthompsonfoundation.regfox.com/2020descriptivepath>**



## CL Davis / SW Thompson Foundation and LCPG Courses in Latin America 2019



Country	Course	Date	Venue	Invited speakers	Main topics	Contact
Uruguay	5th Uruguayan Seminar of the Davis-Thompson Foundation	December 2-3	Universidad de la Republica, Facultad de Veterinaria, Montevideo, Uruguay	Francisco Uzal (UC, Davis) Other speakers TBD	Gross and microscopic pathology, Pathology of the gastrointestinal system, Pathology of Wild Animals	José Manuel Verdes <a href="mailto:jmverdes@fvet.edu.uy">jmverdes@fvet.edu.uy</a>
Costa Rica	1 st Costa Rican Meeting of the CLDavis/SWThompson Foundation	April 17-18	School of Surgery and Veterinary Medicine San Francisco de Asis, Universidad Veritas, San Jose	Leonardo Minatel; Francisco Uzal	Descriptive gross pathology; Diseases of liver, pancreas, peritoneum, respiratory and alimentary system; Clostridial diseases	Roberto Olivares <a href="mailto:rolivares@vetriariaveritas.ac.cr">rolivares@vetriariaveritas.ac.cr</a>
Colombia	Seminar of digital and virtual veterinary pathology	April 21 Bogotá,	Colombia	Andrew Monk, UK	Digital pathology Virtual pathology	Paola Barato <a href="mailto:paola.barato@corpavet.com">paola.barato@corpavet.com</a>
Argentina	XIII Seminar of the Argentinean XII Subdivision of the Davis-Thompson Foundation and XI Argentinean Meeting of Veterinary Pathology	September 2-4	Balcarce, Argentina	Mark Anderson, Alfonso López, Francisco Uzal, Ernesto Odriozola, Carlos Campero	Abortions ruminants and horses, respiratory diseases, neonatal diarrheas, mystery slide seminar	Eleonora Morrell <a href="mailto:morrell.eleonora@inta.gob.ar">morrell.eleonora@inta.gob.ar</a>
Argentina	Descriptive Veterinary Pathology	November 30-December 4	University of Buenos Aires, Argentina	Jey Koehler, Patricia Pesavento, Ana Alcaraz	Descriptive Veterinary Pathology	Leonardo Minatel ( <a href="mailto:lminatel@fvet.ub.a.ar">lminatel@fvet.ub.a.ar</a> ) and Jey Koehler ( <a href="mailto:jaw0007@auburn.edu">jaw0007@auburn.edu</a> )
Brazil	Descriptive Veterinary Pathology	December 7-11	Belo Horizonte, Brazil	Jey Koehler, Patricia Pesavento, Ana Alcaraz	Descriptive Veterinary Pathology	Renato de Lima Santos ( <a href="mailto:rsantosufmg@gmail.com">rsantosufmg@gmail.com</a> ) and Jey Koehler ( <a href="mailto:jaw0007@auburn.edu">jaw0007@auburn.edu</a> )

## Retiring?

Have slides left over from your recent slide seminar? Just looking to free up some storage space? **The Foundation is looking for additional glass slides, kodachromes and other similar materials** for its Correspondence Division and Study Centers. All materials should be well-identified with as much accompany history and discussion as possible, as these materials are expressly used for teaching. Moreover, as the Foundation is a publicly donative charity, all donated materials are tax-deductible. For more information, please contact Dr. Bruce Williams at [bruce.h.williams.dvm@gmail.com](mailto:bruce.h.williams.dvm@gmail.com).





## Latin Comparative Pathology Group Session at the 2019 ACVP/ASVCP Meeting

### Latin American Division of the Davis/Thompson Foundation

On Monday November 11 at the 2019 ACVP/ASVCP Annual Meeting in San Antonio, Texas, in front of an audience of close to 100 people, the Latin Comparative Pathology Group (LCPG) held another outstanding and successful session! The meeting was chaired by Drs Ileana Miranda and Agela Arenas, and it was opened by a short introduction of the activities of the LCPG to promote the teaching of veterinary pathology in Latinamerica, presented by Drs Paola Barato (LCPG President Elect) and Paco Uzal (LCPG President). The scientific program included a variety of topics including Zoonotic Diseases and Global Trade presented by Dr. Claus Buergelt (University of Florida), Bornavirus Infection in Parrots by Dr. Jeann Leal (UFPB, Brazil), Axonal Swelling, Spheroids and Dystrophy, by Dr. Ingrid Pardo (Pfizer Inc.), and Serological Evidence of Arbovirus in Free-Ranging Bats and Birds in Costa Rica, presented by Dr. Daniel Barrantes (Universidad Nacional de Costa Rica). The session was broadcasted on line with colleagues from Argentina, Mexico and Colombia on attendance remotely.

Congratulations to the LCPG Education Committee, which under the great leadership of Dr Melissa Sanchez and her team put together this outstanding session!



**Drs. Claus Buergelt (left) and Jeann Leal (right) lecturing at the LCPG session.**



**Drs. Ingrid Pardo (left) and Daniel Barrantes (right) lecturing at the LCPG session.**





## Diagnostic Exercise From The Davis-Thompson Foundation\*



**Case #116 Month: March Year: 2019**

**Contributors:** Omar Gonzales-Viera DVM, PhD and Asli Mete DVM, PhD, DACVP. California Animal Health and Food Safety Laboratory System, Davis branch, University of California, Davis.

**Clinical History:** Eight 3-to-4-week-old Cornish cross broiler chicken carcasses were submitted for post mortem examination. The birds are raised on pasture and received coccidiosis and *E. coli* vaccines on the farm.

**Necropsy Findings:** Emaciated body condition, generalized pallor and small bursas. All chickens also had marked diffuse thickening of the proventricular wall (Fig. 1, black asterisk) and marked diffuse thinning of the ventricular muscular wall (Fig. 1, white asterisk). The crop and ventriculus contained small amount of granular mash feed (Fig. 1).




**Fig. 1.** Proventricular wall (black asterisk) and ventricular muscular wall (white asterisk). Scale bar = 1cm.

**Follow-up questions:** Provide most common microscopic findings, name of the disease, and etiology. Answers and more info [here!](#)

\*The Diagnostic Exercises are an initiative of the **Latin Comparative Pathology Group (LCPG)**, the Latin American subdivision of The Davis-Thompson Foundation. These exercises are contributed by members and non-members from any country of residence. Consider submitting an exercise!



## Become a member of the Latin Comparative Pathology Group



**LCPG:**

- Provides Diagnostic Exercises
- Offers travel awards
- Coordinates externships in US labs for Latin Americans
- Organizes and lectures in Latin American seminars and courses

Learn more at:  
[www.cldavis.org/lcpg\\_english](http://www.cldavis.org/lcpg_english)

LCPG is the proud Latin American Division of the Davis/Thompson Foundation!



Contact [Francisco.carvallo@gmail.com](mailto:Francisco.carvallo@gmail.com) to join LCPG!

**Membership fees:**

- \$50 - Professionals in US, Canada and Europe
- \$30 - Professionals in Latin America
- \$25 - Students in US, Canada and Europe
- \$15 - Students in Latin America



## 2019 C.L. Davis Foundation Award Recipients

### Student Scholarship Award:

Taylor Towns	Auburn University
Samantha Evans	Colorado State University
José Daniel Cruz Otero	Cornell University
Tyler Harm	Iowa State University
Byunghak Kang	Johns Hopkins University
Robert Kim	The Joint Pathology Center
Jonathon Sago	Kansas State University
Tatiane Terumi Negrão Watanabe	Louisiana State University
Michelle Magagna	Michigan State University
Ryan Taylor	Mississippi State University
Laura Chen	North Carolina State University
Mallory DiVincenzo	The Ohio State University
Rory Chia-Ching Chien	Oklahoma State University
Carolina Allende	Oregon State University
Jessica Hanlon	Purdue University
Lauren Stranahan	Texas A&M University
Elizabeth Rose	University of California, Davis
Jere Stern	University of Florida
Megan Caudill	University of Georgia
Emma Borkowski	University of Guelph
Rachel Neto	University of Illinois at Urbana-Champaign
Timothy Carlson	University of Minnesota
Michael Zinn	University of Missouri
Mohamed Issam Atmane	Université de Montréal
Matthew Lanza	University of Pennsylvania
Bianca Pfisterer	University of Tennessee
Monica Ronderos	University of Wisconsin-Madison
Stacy Clothier	Virginia Tech
Caralyn Labriola	Wake Forest
Ryan Oliveira	Washington State University

**Latin Comparative Pathology Group Travel Award:** Monica Ronderos, University de la Salle, Bogota, Columbia

**Journal Award:** W. Bergmann, N. Bergknut, S. Veraa, A. Gröne, H. Vernooij, I.D. Wijnberg, W. Back, and G.C.M. Grinwis. *Intervertebral Disc Degeneration in Warmblood Horses: Morphology, Grading, and Distribution of Lesions*. *Veterinary Pathology*, Vol. 55, 3: pp. 442-452

**Samuel Thompson Lectureship Award:** Dr. Francisco Uzal, California Animals Food and Health Safety

**Barbara Jean Thompson Service Award:** Jeann Leal de Araujo, Universidade Federal da Paraiba, Brazil

**Robert Farrell Award for Sustained Excellence in Lectureship:** Dr. Zadok Ruben, Patoximed Consultants, Patoximed, NU

**Harold W. Casey Lifetime Teaching Award:** Dr. John Edwards, Texas A&M University



A Foundation study center was established at the veterinary medical college in Torino, Italy June 30, 2018. The event was facilitated and arranged by Drs Fabio del Piero and Tom Jacobs. The event took place June 30, 2018 at the comparative pathology convocation at the Annual European Veterinary Conference (72 Convegna SISVET). Pictured from left to right are Drs Tom Jacobs, Erico Bolio, and Fredrick (Rick) Lewis. The plaque reads: "The Department of Veterinary Science of the University of Torino, Italy greatly appreciated the donation of the CL Davis-SW Thompson DVM collection by Fredrick (Rick) Lewis JR and James F. Lewis that graduated at this University in 1981."

## **Davis-Thompson Foundation Pathology Externship**

Since 1980, the Davis-Thompson Foundation lab sites have hosted more than 125 veterinary students at 8 participating diagnostic laboratories. These students usually have a strong interest in pathology itself or zoo or poultry medicine that require a strong pathology background. The Foundation is always interested in having veterinary students apply for an externship and we would like to add more externship sites that do not usually have veterinary students, to help increase their interest and knowledge of pathology with some off-campus experience. For more information, contact Dr. Jim Britt, [jobritt@sbcglobal.net](mailto:jobritt@sbcglobal.net); [501-912-1449](tel:501-912-1449).



# "1st Costa Rican Meeting of the CL Davis SW Thompson Foundation"

April 17-18-19, 2020



## PROGRAM

### FRIDAY 17, SMALL ANIMALS:

- 08:30 - 09:00:** Registration.
- 09:00 - 11:00:** Gross diagnosis in veterinary pathology. Francisco Uzal.
- 11:00 - 11:15:** Coffee break.
- 11:15 - 12:15:** Pathology of liver, pancreas and peritoneum. Leonardo Minatel.
- 12:15 - 13:45:** Lunch.
- 13:45 - 15:15:** Alimentary pathology. Leonardo Minatel.
- 15:15 - 15:45:** Coffee break.

- 15:45 - 17:15:** Respiratory diseases. Leonardo Minatel.

### SATURDAY 18, CATTLE:

- 08:30 - 08:30:** Registration.
- 08:30 - 10:00:** Necropsy techniques and sampling in large animals. Leonardo Minatel.
- 10:00 - 10:30:** Coffee break.
- 10:30 - 12:00:** Clostridial diseases. Francisco Uzal.
- 12:00 - 13:30:** Lunch.
- 13:30 - 15:00:** Alimentary pathology. Francisco Uzal.

- 15:00 - 15:30:** Coffee break.
- 15:30 - 16:30:** Respiratory diseases. Francisco Uzal.
- 16:30 - 17:30:** Bovine abortion. Francisco Uzal.

### SUNDAY 19

- 08:30 - 09:00:** Registration.
- 09:00 - 12:00:** Practical seminar on interpretation of macroscopic lesions. Francisco Uzal, Leonardo Minatel, Roberto Olivares.

### Location:

Auditorio, Escuela de Cirugía y Medicina Veterinaria  
San Francisco de Asís, Universidad Veritas.  
San Rafael, Vázquez de Coronado, San José, Costa Rica.

### Faculty:



- Francisco Uzal, DVM, MSc, PhD, DACVP, University of California-Davis, USA.



- Leonardo Minatel, DVM, PhD, University of Buenos Aires, Argentina.

### Information and registration:

Dr. Roberto W. I. Olivares,  
Dr. Fernando Robles Herrera,  
Dra. Paula Peña Álvarez  
Escuela de Cirugía y Medicina Veterinaria  
San Francisco de Asís, Universidad Veritas.  
San Rafael, Vázquez de Coronado,  
San José, Costa Rica.

E-Mail: [lapavet@veterinariaveritas.ac.cr](mailto:lapavet@veterinariaveritas.ac.cr)  
Phone: +506 2292-6811 (ext 7)  
Phone (Whatsapp only): +506 8723-7673

### Registration:

- April 17 and 18:
  - \$25 veterinary medicine students (lunch and coffee included) Limited access.
  - \$35 General (lunch and coffee included) Limited access.
- April 19:
  - \$10 General (limited access) Limited access.

### Account for registration:

MAQUEPE VETERINARIA S.A 3-101-684987  
BANCO NACIONAL DE COSTA RICA  
DOLLARS  
Current account  
100-02-204-000182-5

Client account  
151204-100-20001821

IBAN account  
CR66015120410020001821

# 2020 Northeastern Veterinary Pathology Conference

National Museum of Health and Medicine,  
Silver Spring MD  
4-5 April 2020



**Guest speaker**

**Dr. Bryan Murphy**

University of California - Davis



## CASE PRESENTATIONS

EMPHASIS ON ORAL & MAXILLOFACIAL/MUSCULOSKELETAL CASES

Register at <https://davisthompsonfoundation.regfox.com/2020nevpc>

For more information contact Course Director MAJ Sarah Cudd  
[sarah.k.cudd.mil@mail.mil](mailto:sarah.k.cudd.mil@mail.mil)







## 20th CL Davis/SW Thompson Diagnostic Pathology Symposium: Diagnostic Pathology of Wildlife Diseases

October 16, 2020, Friday,  
8am- 5:45pm  
Gaylord Opryland Resort,  
Nashville, TN



**Dr. Scott Fitzgerald**  
Michigan State University



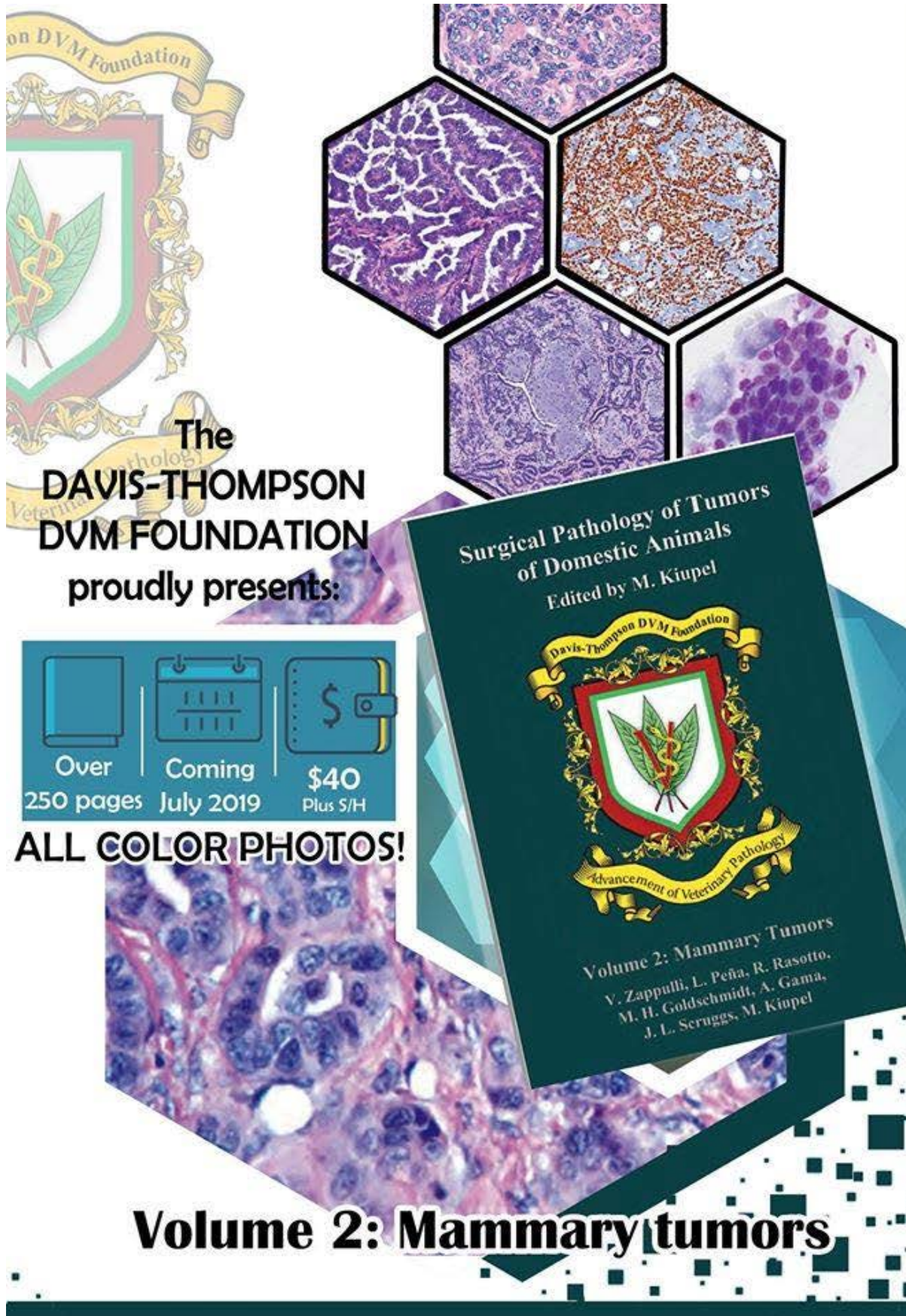
**Dr. Robert Ossiboff**  
University of Florida

**Pathology of Wild Mammals**  
**Pathology of Wild Birds**  
**Pathology of Reptiles**  
**Pathology of Amphibians**

In conjunction with the 63rd Annual AAVLD annual meeting

For more information and registration:  
<https://davisthompsonfoundation.regfox.com/2020aavld>





on DVM Foundation

The  
**DAVIS-THOMPSON  
DVM FOUNDATION**  
proudly presents:

Over 250 pages | Coming July 2019 | \$40 Plus S/H

**ALL COLOR PHOTOS!**

**Surgical Pathology of Tumors  
of Domestic Animals**  
Edited by M. Kiupel

Davis-Thompson DVM Foundation

**Volume 2: Mammary Tumors**  
V. Zappulli, L. Peña, R. Rasotto,  
M. H. Goldschmidt, A. Gama,  
J. L. Scruggs, M. Kiupel

**Volume 2: Mammary tumors**



## Australian Animal Pathology Standards Program and Davis/Thompson Roadshow 2019

In August this year, the Australian Animal Pathology Standards Program (AAPSP) hosted Dr Francisco Uzal, President of the C.L. Davis and S.W. Thompson Foundation for the 2019 Annual Pathology Roadshow, this year with an equine pathology theme. In two-day workshops held in five states, Dr Uzal led participants through a comprehensive overview of equine gross and histopathology, including respiratory, cardiovascular, nervous, urinary, reproductive and musculoskeletal pathology, with a special focus on enteric pathology and clostridial diseases. Participants sat practice exams and were treated to a lively demonstration of equine colonic displacements with Dr Uzal's infamous traveling colon. Interesting case presentations were delivered by Dr. John Mackie in Queensland and Dr. Pat Shearer in New South Wales.



*Audience and faculty at the Sydney leg of the Roadshow*



*An "equine volunteer" helping Dr Uzal demonstrating colonic displacements using a large fabric colon.*

The AAPSP is a joint initiative of the Australian Society for Veterinary Pathology and Animal Health Australia. The program was developed with the objective of maintaining and improving the proficiency and capacity of Australian veterinary pathologists and in doing so, fulfills a vital biosecurity role. The AAPSP provides training resources and continuing education to subscribing pathologists and institutions, bolstering pathology expertise across the country. Chief among these is the Annual Pathology Roadshow, which provides an opportunity for trainees and practicing pathologists across the country to learn from the expertise of leaders in veterinary pathology. The AAPSP committee acknowledges the long term support of the Davis-Thompson Foundation, which has been critical to the success of the roadshow and is widely appreciated by the Australian pathology community.



# **Third Annual Davis-Thompson Foundation Eastern European Veterinary Pathology Meeting**

Dr. Monika Welle  
Dermatopathology



Dr. Matti Kiupel  
Diseases of pigs  
and Tumour grading

Date: Wednesday, 27th - 29th May 2020

Location: Hotel Sileks, Lake Ohrid, North Macedonia

For more information and registration :

<https://fvm.ukim.edu.mk/en/df/>





Universitat de Lleida  
Servei Investigació i Diagnòstic  
Anatomopatològic Veterinari

## **2nd Spanish Davis-Thompson DVM Foundation Meeting** **Diseases and Pathology of Ruminants and Pig** Emphasis on GI pathology

**Dates: April 2nd and 3rd 2020**

**Location: Agro-food, Forestry and Veterinary  
Campus of the University of Lleida (ETSEA), Spain**



Dr. Joaquim Segalés  
Autonomous University of Barcelona (UAB)



Dr. Francisco Uzal  
University of California

**Register at:**

**<https://www.eventbrite.co.uk/e/2nd-spanish-davis-thompson-dvm-foundation-meeting-diseases-and-pathology-of-ruminants-and-pigs-tickets-65370253187>**



## More from the Foundation's 2020 Awards Reception



From top left: Foundation President Paco Uzal starts off an evening of outstanding achievements by recapping a banner year for the Foundation (top left); Vice President Annette Gendron presents the Student Scholarship Award to Michael Zinn of the University of Minnesota (top center); Dr. Jey Koehler presents the Journal Award to Dr. Andrea Groene of the University of Utrecht (top right), Dr. Cory Brayton and Dr. Gendron present the Student Scholarship Award to Dr. Byungkak Kang of Johns Hopkins University (bottom left), Dr. Gendron presents the Student Scholarship Award to Dr. Bianca Pfisterer of the University of



Tennessee (bottom center), Dr. Gendron presents the Student Scholarship Award to Dr. Matt Lanza of the University of Pennsylvania (bottom right).

---

### **CES 3: Carcinogenesis**

**March 2020 - Department of Pathology, Cambridge, UK**

**Registration for this symposium will open in December 2019**



This Continuing Education Symposium will provide an intermediate level overview on Carcinogenesis and the challenges with current research models. Topics to be covered include (but are not limited to): How to understand the relevance/future of rodent 104 week studies; how to interpret carcinogenicity data in the risk assessment of novel chemicals and pharmaceuticals; familiarisation with the latest molecular techniques used in the research and exploration of carcinogenesis; how to differentiate spontaneous from test article-related lesions and tumours and, follow real-world case studies to refine your skills and knowledge around regulatory authority. The format will include presentations, case histories and active participation of delegates. The Continuing Education Symposium will be of 3 days duration and the programme will be arranged such that each individual day can be attended as stand-alone CPD if desired.

For more information on any of these meetings, keep checking the website - <http://www.bstp.org.uk/events> or contact the BSTP Secretariat - [bstpoffice@aol.com](mailto:bstpoffice@aol.com)

---

### **Got Pictures of a Foundation Meeting?**

We'd love them for the newsletter! Attending a meeting, using a publication, spending time in a Foundation study center anywhere in the world – it all makes the newsletter a more interesting read and shows how much we are doing around the world. Please send any digital images to Foundation newsletter to [info@cldavis.org](mailto:info@cldavis.org) and thanks!!!

---



## **CALENDAR OF UPCOMING EVENTS**

### **January 2020**

1/23-1/26 General Pathology Review Course – UC Davis

### **April 2020**

4/2-4-3 2nd Annual Spanish Subdivision Course – Ruminants and Swine

4/4-4/5 Northeast Veterinary Pathology Conference – Silver Spring MD

4/17-4/18 1<sup>st</sup> Costa Rican Meeting of Davis-Thompson Foundation

4/21 Colombia Meeting on Digital Pathology - Bogota Colombia

### **May 2020**

5/5-5/9 2020 Gross Pathology Review Course – The Ohio State University

5/27-5/29 3<sup>rd</sup> Annual Eastern European Meeting – Ohrid, Macedonia

### **June 2020**

6/1-6/5 2020 US Descriptive Veterinary Pathology Course – Auburn University

### **September 2020**

9/2-9/4 XIII Seminar of the Argentinian Division – Balcarce Argentina

### **October 2020**

10/16 AAVLD Workshop – Diagnostic Path of Wildlife Diseases

