

Q1 What is your specialty?

Answered: 121 Skipped: 7

Davis-Thompson Foundation Virtual Seminars Evaluation Form: Dermatopathology

#	RESPONSES	DATE
1	Generalist (enjoy neuro, dermato, and hepato)	5/28/2020 6:09 PM
2	Veterinary Pathology (PhD)	5/28/2020 4:58 PM
3	Anatomic pathology	5/28/2020 4:37 PM
4	Small animal pathology	5/28/2020 2:15 PM
5	Dermatology	5/28/2020 1:20 PM
6	Neuropathology	5/28/2020 12:43 PM
7	Veterinary Dermatology	5/28/2020 11:31 AM
8	diagnostic pathology	5/28/2020 10:51 AM
9	toxicologic pathology	5/27/2020 11:44 PM
10	Dermatology	5/27/2020 11:28 PM
11	Diagnostic pathology	5/27/2020 8:06 PM
12	anatomic pathologist	5/27/2020 7:05 PM
13	Diagnostic pathologist	5/27/2020 5:46 PM
14	ECVD resident	5/27/2020 5:30 PM
15	Laboratory Animal Medicine/Pathology	5/27/2020 3:56 PM
16	Pathology of Tumors	5/27/2020 3:49 PM
17	pathology	5/27/2020 3:46 PM
18	Anatomic pathologist	5/27/2020 2:57 PM
19	Dermatology Resident	5/27/2020 2:14 PM
20	anatomic path	5/27/2020 1:40 PM
21	Anatomic Pathology	5/27/2020 1:15 PM
22	anatomic pathology	5/27/2020 1:09 PM
23	Pathology	5/27/2020 12:59 PM
24	Diagnostic path	5/27/2020 12:49 PM
25	General pathology	5/27/2020 12:25 PM
26	Anatomic pathology	5/27/2020 12:15 PM
27	Anatomopathology	5/27/2020 12:06 PM
28	Diagnostic pathology	5/27/2020 12:01 PM
29	Pathology	5/27/2020 11:46 AM
30	dermatology	5/27/2020 11:35 AM
31	Clinical Pathology	5/27/2020 11:33 AM
32	lab animal path	5/27/2020 11:24 AM
33	Diagnostic veterinary pathology - agricultural	5/27/2020 11:22 AM
34	diagnostic pathology	5/27/2020 11:21 AM
35	Anatomic pathology/ Drug Development	5/27/2020 11:20 AM
36	general diagnostic anatomic pathology	5/27/2020 11:11 AM
37	Anatomic Pathology	5/27/2020 11:06 AM

Davis-Thompson Foundation Virtual Seminars Evaluation Form: Dermatopathology

38	lab animal medicine	5/27/2020 11:02 AM
39	Anatomic Pathology	5/27/2020 10:41 AM
40	veterinary anatomic pathology	5/27/2020 10:25 AM
41	Anatomic Pathology	5/27/2020 10:23 AM
42	Lab animal Diagnostic lab	5/27/2020 10:21 AM
43	Veterinary pathology	5/27/2020 10:19 AM
44	Anatomic pathology	5/27/2020 10:14 AM
45	veterinary pathology, ocular pathology research	5/27/2020 10:13 AM
46	Anatomic Pathologist	5/27/2020 10:13 AM
47	anatomic veterinary pathology	5/27/2020 10:09 AM
48	Dermatology (resident)	5/27/2020 10:06 AM
49	Anatomic pathology resident	5/27/2020 10:04 AM
50	Pathology intern	5/27/2020 10:01 AM
51	Diagnostic pathology small animal and horses	5/27/2020 10:00 AM
52	Dermatology	5/27/2020 9:59 AM
53	diagnostic anatomic pathologist (I do a lot of dermpath)	5/27/2020 9:55 AM
54	Anatomic diagnostic	5/27/2020 9:53 AM
55	Experimental Pathology, dermatopathology	5/27/2020 9:49 AM
56	diagnostic histopathology	5/27/2020 9:34 AM
57	Diagnostic pathologist	5/27/2020 9:30 AM
58	Anatomic Pathology	5/27/2020 9:03 AM
59	anatomic pathology (small animal surgical path)	5/27/2020 8:40 AM
60	dermatopathology, oncopathology	5/27/2020 8:33 AM
61	Anatomic Pathology	5/27/2020 8:31 AM
62	Veterinary pathology	5/27/2020 8:29 AM
63	Anatomic pathology	5/27/2020 8:26 AM
64	Dermatology	5/27/2020 8:25 AM
65	Anatomic Pathology Residency	5/27/2020 8:21 AM
66	dermatopathology; equine medicine	5/27/2020 8:20 AM
67	Dermatology	5/27/2020 8:12 AM
68	Pathology	5/27/2020 7:39 AM
69	Diag Path	5/27/2020 7:26 AM
70	Veterinary Dermatology	5/27/2020 6:50 AM
71	Veterinary dermatology	5/27/2020 6:14 AM
72	Dermatology	5/27/2020 5:59 AM
73	general practice	5/27/2020 5:11 AM
74	Pathology, no sub-specialty	5/27/2020 5:11 AM
75	Diagnostic Pathology	5/27/2020 4:01 AM

Davis-Thompson Foundation Virtual Seminars Evaluation Form: Dermatopathology

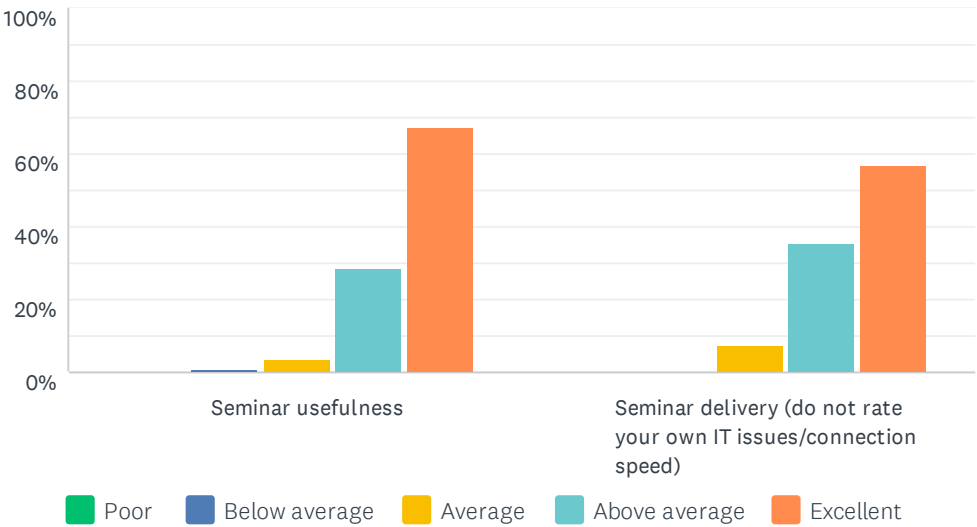
76	Anatomical pathology	5/27/2020 3:21 AM
77	Veterinary Pathologist	5/27/2020 3:12 AM
78	Dermatology (ECVD Resident)	5/27/2020 2:17 AM
79	Dermatology	5/26/2020 10:58 PM
80	General Diagnostic Pathology	5/26/2020 10:57 PM
81	Comparative pathology in research animal models	5/26/2020 10:56 PM
82	Pathology of Small animals, Forensic Science	5/26/2020 10:55 PM
83	Pathology	5/26/2020 10:51 PM
84	Veterinary Pathology	5/26/2020 10:25 PM
85	pathology - wildlife	5/26/2020 9:53 PM
86	Anatomic pathology	5/26/2020 8:47 PM
87	Diagnostic path; renal path specialty	5/26/2020 8:39 PM
88	Neuropathology/Dermatopathology (Large Animal)/Wildlife pathology	5/26/2020 8:26 PM
89	DACVP	5/26/2020 8:17 PM
90	Dermatology	5/26/2020 8:12 PM
91	Dermatology	5/26/2020 8:12 PM
92	Dermatology	5/26/2020 8:11 PM
93	diagnostic pathology	5/26/2020 8:10 PM
94	Veterinary Pathology	5/26/2020 8:07 PM
95	anatomic pathology	5/26/2020 8:06 PM
96	Clinical Pathology	5/26/2020 8:06 PM
97	Veterinary Pathologist	5/26/2020 8:03 PM
98	Dermatopathology	5/26/2020 8:02 PM
99	Resident	5/26/2020 7:59 PM
100	Pathology	5/26/2020 7:57 PM
101	Pathology	5/26/2020 7:57 PM
102	Anatomical pathology	5/26/2020 7:57 PM
103	Dermatology	5/26/2020 7:56 PM
104	Veterinary pathology	5/26/2020 7:55 PM
105	Anatomic and clinical diagnostic pathology	5/26/2020 7:41 PM
106	Anatomic pathology	5/26/2020 7:38 PM
107	pathology, special interest dermatology	5/26/2020 7:23 PM
108	diagnostic anatomic pathology, special interest in dermatopathology	5/26/2020 7:18 PM
109	Anatomic pathology, dermatopathology	5/26/2020 7:02 PM
110	Dermatology	5/26/2020 6:57 PM
111	Anatomic pathology- dermatology	5/26/2020 6:48 PM
112	Cetacean pathology	5/26/2020 6:41 PM
113	Dermatology	5/26/2020 6:35 PM

Davis-Thompson Foundation Virtual Seminars Evaluation Form: Dermatopathology

114	Veterinary Pathologist	5/26/2020 6:30 PM
115	veterinary pathology	5/26/2020 6:22 PM
116	general path cattle and derm	5/26/2020 6:15 PM
117	Pathology	5/26/2020 6:05 PM
118	Pathology, Forensic Science	5/26/2020 5:59 PM
119	dermatology	5/26/2020 5:54 PM
120	veterinary pathologist	5/26/2020 5:35 PM
121	anatomical pathologist	5/26/2020 2:54 PM

Q2 Please evaluate the following:

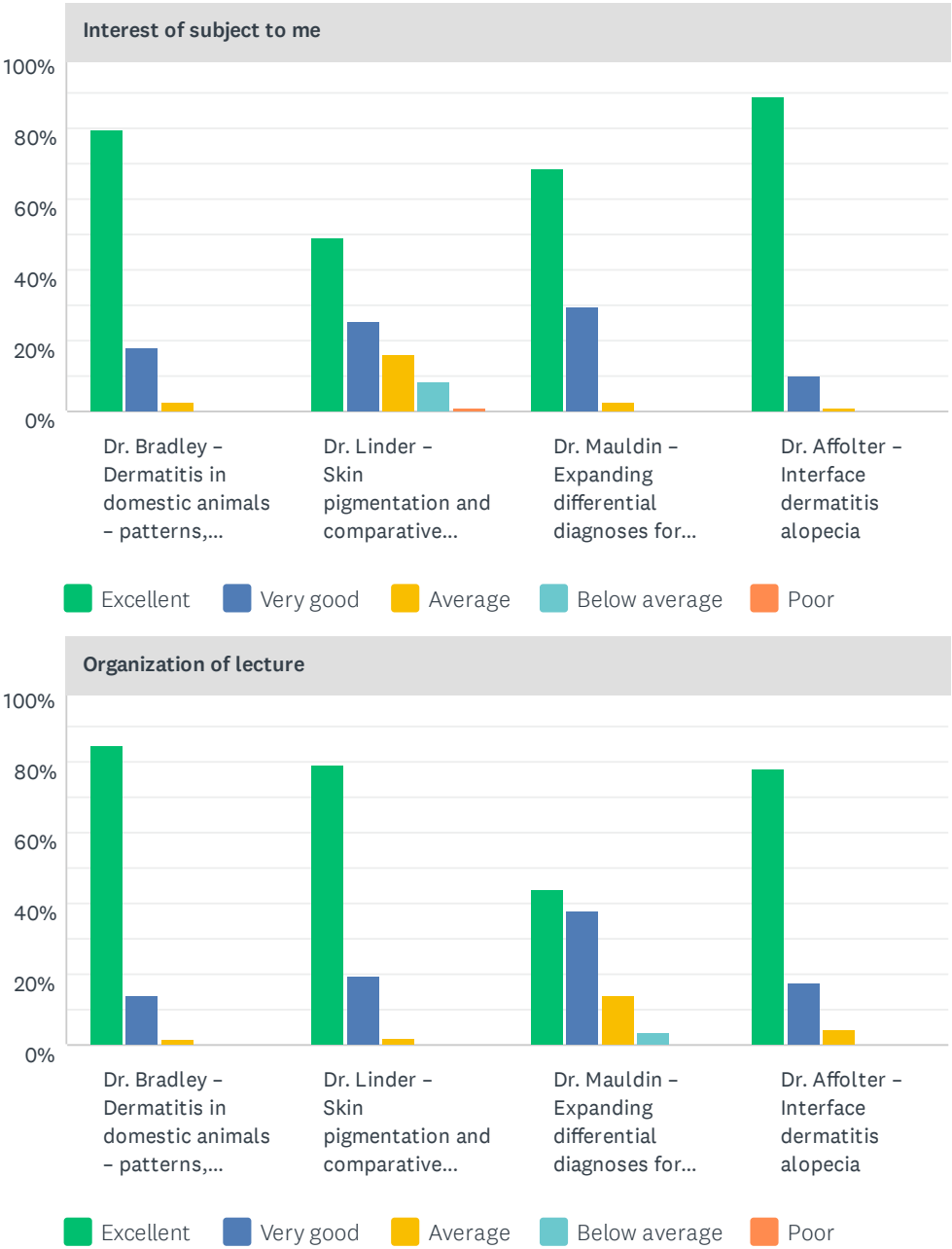
Answered: 127 Skipped: 1



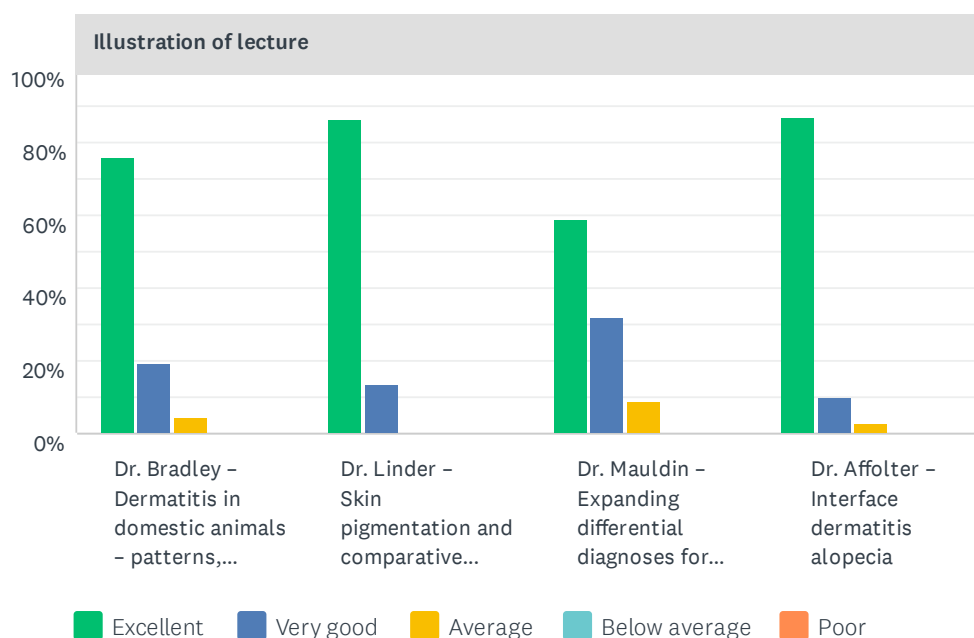
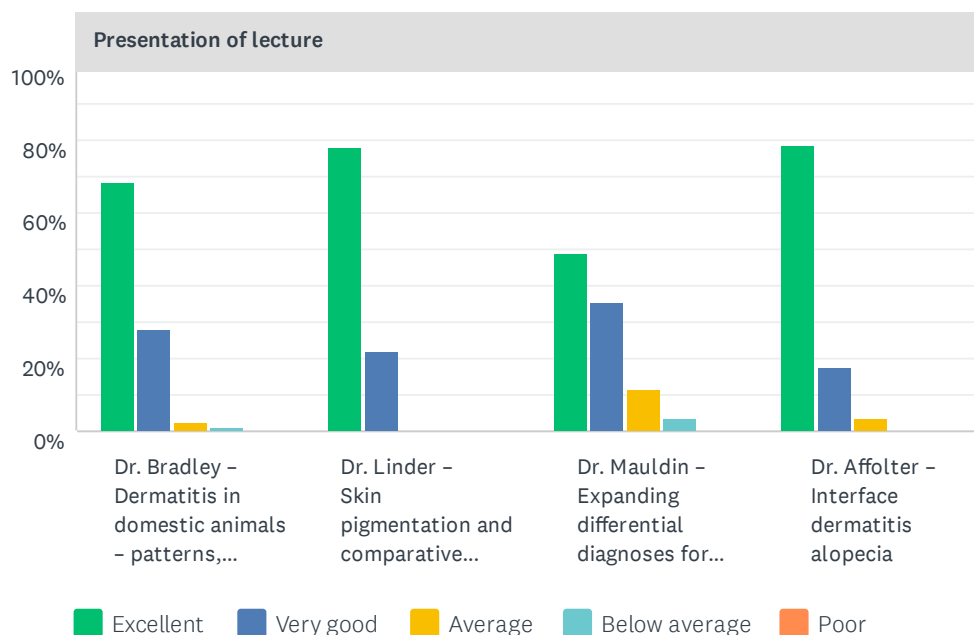
	POOR	BELOW AVERAGE	AVERAGE	ABOVE AVERAGE	EXCELLENT	TOTAL	WEIGHTED AVERAGE
Seminar usefulness	0.00% 0	0.81% 1	3.25% 4	28.46% 35	67.48% 83	123	4.63
Seminar delivery (do not rate your own IT issues/connection speed)	0.00% 0	0.00% 0	7.63% 9	35.59% 42	56.78% 67	118	4.49

Q3 Faculty evaluation

Answered: 128 Skipped: 0



Davis-Thompson Foundation Virtual Seminars Evaluation Form: Dermatopathology



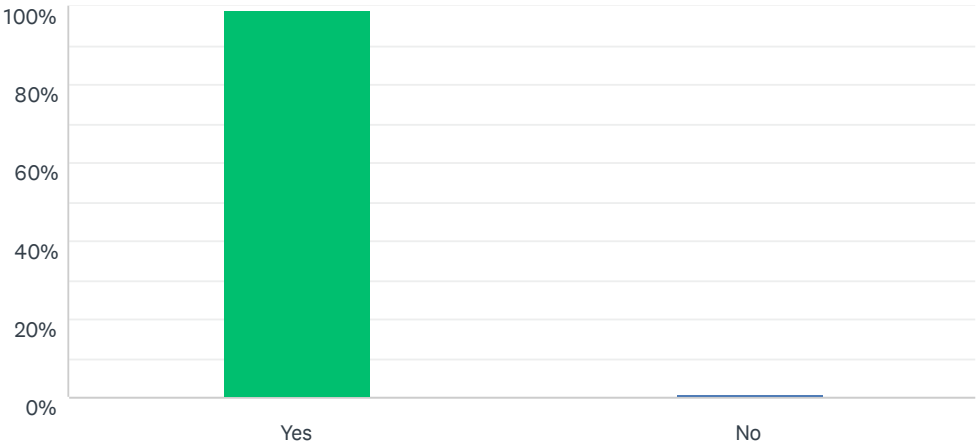
Interest of subject to me						
	EXCELLENT	VERY GOOD	AVERAGE	BELOW AVERAGE	POOR	TOTAL
Dr. Bradley – Dermatitis in domestic animals – patterns, problems, pairing	79.53% 101	18.11% 23	2.36% 3	0.00% 0	0.00% 0	127
Dr. Linder – Skin pigmentation and comparative pathology	49.21% 62	25.40% 32	15.87% 20	8.73% 11	0.79% 1	126
Dr. Mauldin – Expanding differential diagnoses for dermatopathologic lesions	68.25% 86	29.37% 37	2.38% 3	0.00% 0	0.00% 0	126
Dr. Affolter – Interface dermatitis alopecia	89.17% 107	10.00% 12	0.83% 1	0.00% 0	0.00% 0	120

Davis-Thompson Foundation Virtual Seminars Evaluation Form: Dermatopathology

Organization of lecture						
	EXCELLENT	VERY GOOD	AVERAGE	BELOW AVERAGE	POOR	TOTAL
Dr. Bradley – Dermatitis in domestic animals – patterns, problems, pairing	84.35% 97	13.91% 16	1.74% 2	0.00% 0	0.00% 0	115
Dr. Linder – Skin pigmentation and comparative pathology	78.95% 90	19.30% 22	1.75% 2	0.00% 0	0.00% 0	114
Dr. Mauldin – Expanding differential diagnoses for dermatopathologic lesions	44.25% 50	38.05% 43	14.16% 16	3.54% 4	0.00% 0	113
Dr. Affolter – Interface dermatitis alopecia	77.98% 85	17.43% 19	4.59% 5	0.00% 0	0.00% 0	109
Presentation of lecture						
	EXCELLENT	VERY GOOD	AVERAGE	BELOW AVERAGE	POOR	TOTAL
Dr. Bradley – Dermatitis in domestic animals – patterns, problems, pairing	68.42% 78	28.07% 32	2.63% 3	0.88% 1	0.00% 0	114
Dr. Linder – Skin pigmentation and comparative pathology	77.88% 88	22.12% 25	0.00% 0	0.00% 0	0.00% 0	113
Dr. Mauldin – Expanding differential diagnoses for dermatopathologic lesions	49.11% 55	35.71% 40	11.61% 13	3.57% 4	0.00% 0	112
Dr. Affolter – Interface dermatitis alopecia	78.70% 85	17.59% 19	3.70% 4	0.00% 0	0.00% 0	108
Illustration of lecture						
	EXCELLENT	VERY GOOD	AVERAGE	BELOW AVERAGE	POOR	TOTAL
Dr. Bradley – Dermatitis in domestic animals – patterns, problems, pairing	76.11% 86	19.47% 22	4.42% 5	0.00% 0	0.00% 0	113
Dr. Linder – Skin pigmentation and comparative pathology	86.61% 97	13.39% 15	0.00% 0	0.00% 0	0.00% 0	112
Dr. Mauldin – Expanding differential diagnoses for dermatopathologic lesions	58.93% 66	32.14% 36	8.93% 10	0.00% 0	0.00% 0	112
Dr. Affolter – Interface dermatitis alopecia	87.04% 94	10.19% 11	2.78% 3	0.00% 0	0.00% 0	108

Q4 Did the Seminar meet your expectations?

Answered: 127 Skipped: 1



ANSWER CHOICES		RESPONSES	
Yes		99.21%	126
No		0.79%	1
TOTAL			127

Q5 What is your overall evaluation of the Seminar?

Answered: 120 Skipped: 8

Davis-Thompson Foundation Virtual Seminars Evaluation Form: Dermatopathology

#	RESPONSES	DATE
1	Probably the best, single day of intensive learning that I've ever attended - this was fantastic	5/28/2020 6:09 PM
2	very good	5/28/2020 5:32 PM
3	It is a very good seminar and the speakers were perfect	5/28/2020 4:58 PM
4	Really great. The science lecture on skin pigmentation was so interesting and gave me a whole new perspective on melanocytes. The clinical talks all have very useful information in them. I especially loved Dr Affolter's topic and pace of delivery. Dr Bradley's lecture was stuffed full of clinical detail and Dr Mauldin gave some really interesting perspectives on clinical reasoning in derm cases. The Set up via zoom works really well and even the minor technical bilps cause minimal issues (just a chance to make another cup of tea).	5/28/2020 4:37 PM
5	Best	5/28/2020 2:15 PM
6	Excellent, thank you for organizing this in such a challenging time. All of these presenters were very informative.	5/28/2020 1:20 PM
7	Outstanding!!!	5/28/2020 12:43 PM
8	Relevant topics with very good speakers	5/28/2020 11:31 AM
9	Very useful and informative, high quality presentations.	5/28/2020 10:51 AM
10	Very good	5/27/2020 11:44 PM
11	Very good	5/27/2020 11:28 PM
12	Excellent, well-organized and executed (and a bargain at \$50). I would have liked more case presentations to make sure I was grasping the concepts that were being presented.	5/27/2020 8:06 PM
13	Excellent, informative and enhanced by understanding of several dermapath topics that I find challenging	5/27/2020 7:05 PM
14	All but Dr. Linder's seminar were very useful in day-to-day diagnostic work. His seminar was far more academic. I found it conceptually interesting, but not applicable to the rest of the seminar.	5/27/2020 5:46 PM
15	Really good	5/27/2020 5:30 PM
16	Excellent	5/27/2020 3:56 PM
17	Excellent	5/27/2020 3:49 PM
18	Excellent, very interesting.	5/27/2020 2:57 PM
19	There were a lot of tips and tricks and the presenters being open about their struggles with and how complicated dermpathology is in general, even for them, was helpful. The fact that some felt that it takes up to 4x longer to read a skin biopsy, made me feel less incompetent as I find these take me maybe 5-7x longer than other biopsies was reassuring that it isn't just me ;o) I really liked that Dr. Affolter did a 1+1 topic/time approach. Questions in the middle allowed for a stretch break and to re-focus for the next topic. Dr. Bradley's topic almost needed more time - there was so much information (all very valuable). I was very happy to see Drs. Mauldin and Affolter referring back to the patterns he initially discussed, it helped me solidify those a bit better. Overall it was a very cohesive group of lectures. I really appreciated Dr. Linder's "Road map" for his talk. Helped me remember where we were at and made a very gen. path heavy talk much easier to follow. I also liked that Dr. Mauldin used her cat as a visual cue that she was about to change to a different topic. Made it easy for my overwhelmed brain to keep topics in boxes and not have them run together. The comparative pathology approach was also very helpful for me. A lot of terms are derived from the human literature and having the speakers go through and discuss limitations of these and where some of the terms fall down and how we can make vet dermpath language less ambiguous was helpful for me too. It helped to clarify terms and definitions that I have occasionally struggled with. Their 'round table' discussion approach when answer questions was also very helpful :) Great Day! It definitely made getting up at 2am and then going to work for 5 hours after the lecture worth it!!!! Thank you Bruce & Paco (and assistants) for organizing these CE opportunities.	5/27/2020 1:40 PM
20	Excellent organization and delivery despite occasional technical difficulties.	5/27/2020 1:15 PM
21	All the presentations were excellent. The technical difficulties were (surprisingly) fairly minor.	5/27/2020 1:09 PM

Davis-Thompson Foundation Virtual Seminars Evaluation Form: Dermatopathology

You mean to tell me desmoglein-1 is not targeted in canine PF?! Was my whole residency one big lie? LOL

22	That many lectures at once via zoom is difficult! But overall the lectures were interesting and very well presented.	5/27/2020 12:59 PM
23	The seminar has been useful	5/27/2020 12:55 PM
24	Outstanding presentations except for delay with Bradley. Too pad. Good stuff!	5/27/2020 12:49 PM
25	The seminar was very good.	5/27/2020 12:34 PM
26	Excellent	5/27/2020 12:25 PM
27	Excellent content and presenters. I feel privileged to have access to this information.	5/27/2020 12:15 PM
28	Fue un seminario muy ilustrativo, y practico ya que mucha de los casos que revisamos son problemas dermatologicos, y es importante saber y reconocer los patrones dermatohistopatologicos tal como nuestros ponentes lo plasmaron.	5/27/2020 12:06 PM
29	I did not get a lot of meat and potatoes info I can use with my biopsies. The specialists did a good job discussing with each other and the audience which was good. I didn't need the melanin research.	5/27/2020 12:01 PM
30	Extremely good value for so much helpful information	5/27/2020 11:46 AM
31	super please do it again with those speakers	5/27/2020 11:35 AM
32	Excellent	5/27/2020 11:33 AM
33	excellent	5/27/2020 11:24 AM
34	Excellent seminar and Dr. Linder's presentation was absolutely outstanding! I thought that would be the lecture that would be somewhat bland but I was completely enthralled.	5/27/2020 11:22 AM
35	highly informative review, particularly the patterns associated with specific dermatologic processes. These lecture series provide an excellent overview of specialties for the diagnostic pathologist	5/27/2020 11:21 AM
36	Very nice seminar with a lot of good information	5/27/2020 11:20 AM
37	all speakers were excellent and interesting, especially Dr. Linder. Very good overall.	5/27/2020 11:11 AM
38	Excellent. I really appreciate the presenters taking time to organize their seminars. Very valuable information and clearly delivered.	5/27/2020 11:06 AM
39	Good presentation of vast number of skin conditions.	5/27/2020 11:02 AM
40	Well presented and illustrated. General topic is not part of my day-job, but a general knowledge of dermatopathology is nevertheless useful to me. Dermatopathologists are probably the most knowledgeable members of our profession.	5/27/2020 10:25 AM
41	Excellent. Even after the pandemic subsides, it would be helpful if you could provide similar live/online presentations. This would allow those with scheduling and/or travel restrictions to gain valuable information.	5/27/2020 10:23 AM
42	Excellent	5/27/2020 10:21 AM
43	Good	5/27/2020 10:19 AM
44	I love these seminars! Thank you so much for coordinating them! I haven't watched the last speaker yet but plan to.	5/27/2020 10:14 AM
45	Great talks, great speakers. The seminar was well organized. Congrats to the speakers and organizers!	5/27/2020 10:13 AM
46	Great, I absorbed some really useful tips for when evaluating my future cases of derm path.	5/27/2020 10:13 AM
47	Excellent	5/27/2020 10:09 AM
48	Excellent	5/27/2020 10:08 AM
49	This was fabulous! Very helpful, particularly as I'm studying for the board exam this year.	5/27/2020 10:06 AM

Davis-Thompson Foundation Virtual Seminars Evaluation Form: Dermatopathology

50	I enjoyed the seminar, it was a great overview on dermatopathology. The speakers were all excellent!	5/27/2020 10:04 AM
51	I enjoyed so much	5/27/2020 10:01 AM
52	Great! Wish I did not have to work and listen at same time, but CE is double duty this year. Wish I could listen to the lectures again and hope I can before removed from website etc.	5/27/2020 10:00 AM
53	Useful and glad I participated	5/27/2020 9:59 AM
54	Very good and necessary	5/27/2020 9:53 AM
55	It was helpful to see and hear all of this information in one day. The presenters must have coordinated well- they were aware of each others info. Great job.	5/27/2020 9:49 AM
56	Excellent, as all the seminars organized by the Foundation.	5/27/2020 9:34 AM
57	Really well done and useful	5/27/2020 9:30 AM
58	Excellent lecture by Dr Linder. Some were basic, but appropriate. Others were somewhat disorganized. The seminar went a little late for those of us on the east coast US who tend to rise early.	5/27/2020 9:03 AM
59	beyond amazing! apart from minor connection issues, no complaints at all. thank you so much!!!	5/27/2020 8:40 AM
60	very positive	5/27/2020 8:33 AM
61	Excellent seminar	5/27/2020 8:31 AM
62	Very long but very good. The lectures had so much information presented so quickly, there needed to have more breaks.	5/27/2020 8:29 AM
63	Excellent value and great option in these times	5/27/2020 8:26 AM
64	10/10 Excelente speakers and topics!	5/27/2020 8:25 AM
65	Very helpful and didactive!	5/27/2020 8:21 AM
66	A very well done and useful review of disease processes and histopathology.	5/27/2020 8:20 AM
67	It was very good! The pigmentation topic by Dr. Linder was less about dermpath, I expect to see more histopath slides.	5/27/2020 8:12 AM
68	Very good to excellent. The speakers have an excellent knowledge of their area and some stimulate an awareness of molecular biology, and good correlation with clinical cases and pathology.	5/27/2020 7:39 AM
69	Very good and pertinent	5/27/2020 7:26 AM
70	Well organized, very useful, great speakers.	5/27/2020 6:50 AM
71	Excellent	5/27/2020 6:14 AM
72	Very good!	5/27/2020 5:59 AM
73	very interesting and helpfull	5/27/2020 5:11 AM
74	It was good to hear different cases from different geographical regions as disease entities may be very common in one location but not so in another. I certainly appreciate the time and effort that must have gone into making the presentations as well as the background organization etc. Thanks to all involved.	5/27/2020 5:11 AM
75	Very inspiring and very well organised seminar day. Many thanks to all who made it possible.	5/27/2020 5:09 AM
76	Very Good	5/27/2020 4:01 AM
77	Outstanding	5/27/2020 3:21 AM
78	Really good speakers and a great topic, very important in diagnostic pathology and a very complicated field, especially for those people not specialised in vet dermatopathology.	5/27/2020 3:12 AM
79	As a resident, during a pandemic, this was excellent boards study material and I am so very	5/26/2020 10:58 PM

Davis-Thompson Foundation Virtual Seminars Evaluation Form: Dermatopathology

appreciative of the speakers and those who set it up.

80	Outstanding. Exceptionally qualified presenters.	5/26/2020 10:57 PM
81	It was very good	5/26/2020 10:56 PM
82	Excellent	5/26/2020 10:55 PM
83	It was a very interesting and well organized seminar. I'm very happy to have participated.	5/26/2020 10:51 PM
84	Overall I thought it was a great refresher course for dermpath. It really helped in specific areas where I had confusion such as Dr. Mauldin's explanation of seborrhea.	5/26/2020 10:25 PM
85	It was very good. Tons of good information. i wish Dr. Affolter had been a little clearer about what was vs what wasn't interface. There was a lot of this isn't it vs it is it that wasn't entirely clear. perhaps because I haven't been doing a lot of diagnostic domestic animal path for awhile, but it could have been clearer.	5/26/2020 9:53 PM
86	Great subject. IT issues are always frustrating, but we make due in these troubled times!	5/26/2020 8:47 PM
87	I thought this was great. A great mix of presenters and perspectives; I learned something in every session, and will never look at animal color markings in the same way (and I also know why those hairs turn grey). I actually prefer this zoom format to a large in-person meeting - more comfortable, easier to see and hear, and audience much more likely to ask questions. Also really liked being able to see the questions that were asked.	5/26/2020 8:39 PM
88	Dear Dr. Bruce, Dr. Uzal and panelists Thank you for a great Seminar. Ricardo Lucena - Paraiba Federal University (Brazil)	5/26/2020 8:26 PM
89	Great!! Some things felt rushed and there was some overlap between the last presenter and the earlier presenters (but there is overlap between the entities and the way they are categorized so that's not unexpected). There was a bit of redundancy, but it was a nice review for me so I didn't mind.	5/26/2020 8:17 PM
90	This was a great resource and very much appreciated!	5/26/2020 8:12 PM
91	Excellent	5/26/2020 8:12 PM
92	Really fantastic and a great opportunity to learn more dermatopathology.	5/26/2020 8:11 PM
93	excellent seminar, very happy that I was able to attend this one. The last lecture was of special interest so more incentive to follow the entire day.	5/26/2020 8:10 PM
94	It was a very good seminar with high quality of exposition	5/26/2020 8:07 PM
95	I feel this seminar was a great overview and refresher of common changes and conditions one sees when evaluating skin biopsies.	5/26/2020 8:06 PM
96	Overall helpful in expanding my knowledge of dermatopathology.	5/26/2020 8:06 PM
97	I really enjoy the lectures, very professional and very good topics	5/26/2020 8:03 PM
98	9	5/26/2020 8:02 PM
99	In my opinion, the organization of the seminar was great as well as the speakers and the presentations.	5/26/2020 7:59 PM
100	Very useful overall. Some sort of "test/quiz" would be really awesome, but might be difficult to make happen	5/26/2020 7:57 PM
101	Excellent	5/26/2020 7:57 PM
102	I thoroughly enjoyed it. It is giving me a lot of things to think about. And new approaches to diagnostics.	5/26/2020 7:57 PM
103	The seminar was very good but the audio did not sync with the slides (was off by several minutes at times) for Drs. Bradley and Mauldin. This was extremely distracting, especially for Dr. Mauldin as she referred to her slides often and showed lots of pictures. I do not know if I was the only participant experiencing this issue. I wonder if this was secondary to Dr. Mauldin and Bradley presenting from home where Wifi speeds are often slower. Dr. Linder, who presented from a university, did not have any issues with this and the audio and visuals	5/26/2020 7:56 PM

Davis-Thompson Foundation Virtual Seminars Evaluation Form: Dermatopathology

matched. I am well aware that these types of digital presentation platforms are newer to us/me so technical difficulties are not unexpected. Thank you for putting this all on..it was great!!

104	Very good	5/26/2020 7:55 PM
105	its was good. I think we are all learning with virtual seminars. I think makng a pdf of the presenters powerpoint presentations would not be asking too much.	5/26/2020 7:41 PM
106	SUPER	5/26/2020 7:38 PM
107	Excellent, thank you for gathering best of veterinary dermpath world for concentrated day-long conference with RACE approved CE. Invaluable at this time!!!	5/26/2020 7:23 PM
108	I thought this was a very well organized and presented overview of veterinary dermatopathology. It was a nice blend of basic information, newly emerging information, and molecular pathobiology. I am the most interested in newly emerging entities/information, so Elizabeth's portion was of the most benefit to me. However, I watched all 8 hours with great interest and enjoyment.	5/26/2020 7:18 PM
109	great speakers! great topics! very relevant for pathologists and clinicians.	5/26/2020 7:02 PM
110	Excellent	5/26/2020 6:57 PM
111	Excellent	5/26/2020 6:48 PM
112	It was fantastic!	5/26/2020 6:41 PM
113	As a dermatology resident, this was a very helpful seminar, thank you	5/26/2020 6:35 PM
114	I'm so glad you held this webinar, dermatopathology is always of great interest. Some of the presenters I've seen live and it's a pleasure to see them again with new information. And with a good internet connection it is a lot more comfortable to view it from home, even if it's late past midnight here where I am. I hope you will keep this format of web meetings in the future, in many aspects it is a lot more convenient. Greetings from Romania and thank you for the work you do!	5/26/2020 6:30 PM
115	A fantastic webinar. One of the best whole day webinars I have ever joined	5/26/2020 6:22 PM
116	Would be helpful to have notes or ability to print the slides or PDF of them for private reference. Hard to retain without opportunity to review the new stuff. Thanks to all the presenters for sharing.	5/26/2020 6:15 PM
117	Great!	5/26/2020 6:05 PM
118	Excellent	5/26/2020 5:59 PM
119	very useful and nice, it was worth to spend the day with this seminar	5/26/2020 5:54 PM
120	excellent, but for europeans difficult to follow because of time difference, maybe find solution to follow lecture at different time ??	5/26/2020 5:35 PM

Q6 Do you have a suggestion for future topics?

Answered: 89 Skipped: 39

Davis-Thompson Foundation Virtual Seminars Evaluation Form: Dermatopathology

#	RESPONSES	DATE
1	An overview of neuropathology (with focuses on demyelinating diseases, congenital disorders, subtle or early histo lesions, and the use of special stains in diagnostics). Also, if you can ask Dr. Cianciolo to do a session on glomerulosclerosis, feline CKD, etc... we'd all learn a lot!	5/28/2020 6:09 PM
2	Postmortem field diagnosis of small ruminant diseases basic ophthalgo-pathology	5/28/2020 5:32 PM
3	Gastrointestinal and Liver Pathology (focused on biopsies), bone marrow and spleen evaluation, mammary tumors, skin tumors	5/28/2020 4:58 PM
4	I find bone pathology challenging so I'd like more CPD on that. Also I find endoscopic gut biopsies really frustrating as I never feel I am that clinically useful, so an update on what we are able to interpret from those types of samples would be great. Thank you for organising these.	5/28/2020 4:37 PM
5	GI diseases of dogs and cats, mammary tumours	5/28/2020 2:15 PM
6	Perhaps decrease the length of the seminar and have Part 1 and Part 2 - very long day	5/28/2020 11:31 AM
7	Ocular pathology	5/27/2020 11:44 PM
8	Infectious etiologies, special stains	5/27/2020 11:28 PM
9	- Anything with emphasis on neoplasia in cats/dogs (proper diagnosis, prognosis, ancillary testing, clinical relevance for treatment) - melanocytic neoplasia, lymphoma, mammary neoplasia, oral neoplasia - Canine diagnostic liver pathology (help!)	5/27/2020 8:06 PM
10	no	5/27/2020 7:05 PM
11	Hope new derma topics coming soon	5/27/2020 5:30 PM
12	A seminar on the eye would be great.	5/27/2020 3:56 PM
13	Pathology of neoplastic diseases	5/27/2020 3:49 PM
14	Feline diseases, lymphoma, exotic animals.	5/27/2020 2:57 PM
15	I'm really looking forward to the additional Day Seminars that are planned. Neuropathology would be nice to see as a topic. Reproductive pathology too. I loved the 'round table' answering question approach. I attended the ACSVP rounds last week (they have opened them to non-members to help folks get CE credits). It had a similar approach to one person presented cases and then there were 3-4 other people who discussed their different approaches or differing ideologies on topics. Other attendees could type in their questions to be answered too. I would love if a similar Rounds style digital meeting could be facilitated for Anatomic Pathology (maybe monthly) even after SARS-CoV2 pandemic restrictions ease... presenting challenging cases or new areas of research or discussing areas where people differ in their diagnostic approaches...	5/27/2020 1:40 PM
16	Oncologic pathology, molecular diagnostics, artificial intelligence	5/27/2020 1:15 PM
17	Hepatic pathology (but someone other than or at least in addition to John Cullen; love him but have seen his lectures multiple times).	5/27/2020 1:09 PM
18	Repro pathology	5/27/2020 12:59 PM
19	I do have one minor complain regarding Q&A, it seems in my case my question was mixed with someone else's, and I didn't hear the questions I had presented addressed, despite their being time.	5/27/2020 12:34 PM
20	Other Dermatopathology topics (neoplasia, diseases of adnexa) Liver biopsy evaluation Intestinal biopsies	5/27/2020 12:25 PM
21	Hepatopathology/Endoscopic GI biopsy interpretation	5/27/2020 12:15 PM
22	I would like an ophthalmology seminar, even a dermatology seminar, one on lymphoma in particular.	5/27/2020 12:06 PM
23	Review of dit dot diseases... Leishmania, Histoplasmosis, Trypanosomes, Blasto, Toxo, Atoxo...Large and small animal general path. Review of CNS diseases.	5/27/2020 12:01 PM
24	Bone or hepatic pathology	5/27/2020 11:46 AM
25	in dermpath? some different topics of course and also can we have case discussions between	5/27/2020 11:35 AM

Davis-Thompson Foundation Virtual Seminars Evaluation Form: Dermatopathology

the pathologists

26	No	5/27/2020 11:33 AM
27	Dermatopathology for non-typical species (more bovine, small ruminant, horse, zoo/wildlife) An immunohistochemistry review - what are the latest/best markers to use for a variety of neoplasms and infectious agents. Including some atypical species (birds, etc)	5/27/2020 11:22 AM
28	pig diseases, cattle diseases, although you may not attain the same level of audience as with the dermatopathology, these would be invaluable for diagnostic services.	5/27/2020 11:21 AM
29	poultry diseases and diagnostics	5/27/2020 11:11 AM
30	Emerging infectious and zoonotic diseases?	5/27/2020 11:06 AM
31	Neuropathology. Please also continue, whenever possible, to allow CE credit.	5/27/2020 10:23 AM
32	It would be great to have series based on systemic pathology, going from system to system: le neuro, cardiovascular etc.	5/27/2020 10:21 AM
33	Bone pathology	5/27/2020 10:19 AM
34	How about Immunohistchemistry for dummies? How to interpret background etc.	5/27/2020 10:14 AM
35	I would love a seminar/talk in eye pathology, I know you had one already for horses, but I think there is not for other species (dog, cat, exotics...)	5/27/2020 10:13 AM
36	Bone marrow pathology	5/27/2020 10:13 AM
37	Renal pathology, liver pathology	5/27/2020 10:09 AM
38	Skin tumors	5/27/2020 10:08 AM
39	Neuropathology	5/27/2020 10:04 AM
40	Liver pathology	5/27/2020 10:01 AM
41	Liver and kidney diagnostic pathology for small animal or combined with large animal. Review Bone pathology.. hard to fine someone without Dr Pool.	5/27/2020 10:00 AM
42	Hair follicle Expand talk on patterns to two sessions Morphologic diagnosis writing Autoimmune skin diseases	5/27/2020 9:59 AM
43	It would be nice to have the derm people go through slides and point out everything normal and abnormal	5/27/2020 9:53 AM
44	Diseases of the skeletal system, with special emphasis on the diagnosis of osteosarcoma in small tissue biopsies; endocrine diseases; hepatic diseases and differentials of chronic hepatitis in dogs; feline intestinal lymphoma vs IBD; a definitive definition of IBD, etiology, predisposing factors and therapeutic approach; comprehensive pathology cases presentation.	5/27/2020 9:34 AM
45	Liver diseases	5/27/2020 9:03 AM
46	more derm path :) anything small animal neoplasia or small animal surgical biopsy related would be amazing.	5/27/2020 8:40 AM
47	cutaneous neoplasm: new things and perspectives	5/27/2020 8:33 AM
48	Diseases of commercial poultry Pathology of small mammal and exotic pets	5/27/2020 8:31 AM
49	Fish pathology with emphasis on zebrafish. Comparative pathology of human and NHP dermatological lesions - or just a presentation on basic human dermpath. Comparative Covid pathology	5/27/2020 8:29 AM
50	Musculoskeletal and or repro would be good	5/27/2020 8:26 AM
51	Vasculitis Bases of dermatopathology (for WHO start) Uncomon infecciones: Leishmaniosis, esposotrix, criptococos, nerc)	5/27/2020 8:25 AM
52	No, but thanks for the great work!	5/27/2020 8:21 AM
53	Just do two session on one day. Not everyone is able to spend one full day for a webinar, especially on work days.	5/27/2020 8:12 AM

Davis-Thompson Foundation Virtual Seminars Evaluation Form: Dermatopathology

54	Neurology: clinical, physiology and pathology.	5/27/2020 7:39 AM
55	As i am a beginner in dermatopath, i would be interested in a lecture about normal aspects of skin in dogs, cats and horses and potential artefacts that may challenge an unexperienced eye. Thank you	5/27/2020 6:50 AM
56	Endocrine pathology. Hemolymphatic pathology (including lymphoid neoplasia)	5/27/2020 5:11 AM
57	Could a lecture cover electron microscopy basics? Skin related - follicular tumors would also be a nice topic.	5/27/2020 5:09 AM
58	Forensic Veterinary Pathology	5/27/2020 4:01 AM
59	Diagnosis,classification and prognosis in lymphomas	5/27/2020 3:21 AM
60	GI endoscopic biopsies (diagnosis of IBD, differentiation from lymphoma), hemolymphatic tumors (especilly diagnosis of lymphoma in dogs an cats and BM marrow evaluation), liver pathology in dogs and cats, endometrial biopsy evaluation in mares (is there an updated information?), ocular pathology in dogs and cats.	5/27/2020 3:12 AM
61	connecting gross images to histo specifically. most speakers did this but its fun to see as a clinician and resident.	5/26/2020 10:58 PM
62	Lymphoid Muscle diseases Bone diseases	5/26/2020 10:55 PM
63	Neuropathology Special senses pathology (eyes, ears)	5/26/2020 10:51 PM
64	Mammary neoplasia and current grading schemes, particularly for canines.	5/26/2020 10:25 PM
65	neuropath, exotics	5/26/2020 9:53 PM
66	No	5/26/2020 8:47 PM
67	Specialty system pathology- renal, ophthalmic, repro. Species specific pathology - marine mammals, wildlife, zoo Mix of practical and disease mechanisms is great.	5/26/2020 8:39 PM
68	Endocrine Pathology.	5/26/2020 8:26 PM
69	Dermatopathology in a Tox path / lab animal path context.	5/26/2020 8:17 PM
70	liver pathology	5/26/2020 8:10 PM
71	Skin tumor pathology	5/26/2020 8:07 PM
72	I would keep the topics of this seminar the same. However, it would be great if there was a way to add a brief overview of common skin neoplasms.	5/26/2020 8:06 PM
73	Neoplasia, infectious agents, etc.	5/26/2020 8:06 PM
74	Skin tumors	5/26/2020 8:02 PM
75	I think bone marrow, neuro- and reproductive pathology could be interesting topics for future day seminar.	5/26/2020 7:59 PM
76	Skin disease of pet exotic animals	5/26/2020 7:57 PM
77	I would be happy to tune into anything related to the skin! Something in exotics would be amazing.	5/26/2020 7:56 PM
78	oral lesion, including odontogenic tumors etc	5/26/2020 7:41 PM
79	Oral, bone, mammary, exotic pathology	5/26/2020 7:38 PM
80	More derm path. :-) Next derm path topic suggestion: Vasculitis	5/26/2020 7:02 PM
81	Focus on Interface Dermatitis deeply	5/26/2020 6:57 PM
82	oral, IHC, more derm	5/26/2020 6:48 PM
83	equine and other large animal or exotic dermatopathology	5/26/2020 6:35 PM
84	Neuropathology Descriptive pathology	5/26/2020 6:30 PM
85	update on the latest knowledge on histopathology of the gastrointestinal tract of companion	5/26/2020 6:22 PM

Davis-Thompson Foundation Virtual Seminars Evaluation Form: Dermatopathology

animals and horses - focus on biopsy submissions

86	liver	5/26/2020 6:15 PM
87	Lymphoid Bone diseases Muscle diseases	5/26/2020 5:59 PM
88	challenging cases, neoplastic skin tumors, Ehler-Danlos syndrome	5/26/2020 5:54 PM
89	bone pathology	5/26/2020 5:35 PM