

Davis-Thompson Foundation Virtual Seminars Evaluation Form: Dermatopathology

Thursday, May 28, 2020

128

Total Responses

Date Created: Saturday, May 23, 2020

Complete Responses: 128

Q1: What is your specialty?

Word cloud: Most common words shown

Q1 What is your specialty?

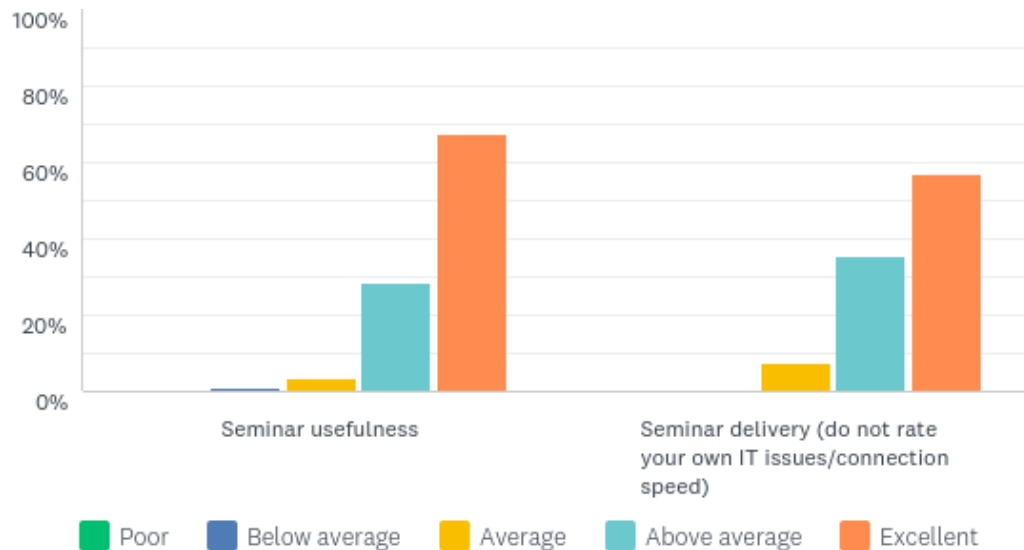


A word cloud of veterinary specialties. The words are arranged in a non-uniform, overlapping manner. The largest words are 'pathology', 'Dermatology', 'Anatomic', 'Diagnostic', and 'Veterinary'. Other visible words include 'pathologist', 'Anatomical', 'medicine', 'Animal', 'Resident', 'general', 'small animal', 'Clinical', 'path', 'lab animal', and 'dermatopathology'. The colors are various shades of blue and teal.

Anatomic Anatomical pathologist medicine Diagnostic Animal
Dermatology Resident pathology general
Anatomic pathology small animal Veterinary
Clinical path lab animal dermatopathology

Q2: Please evaluate the following:

Answered: 127 Skipped: 1



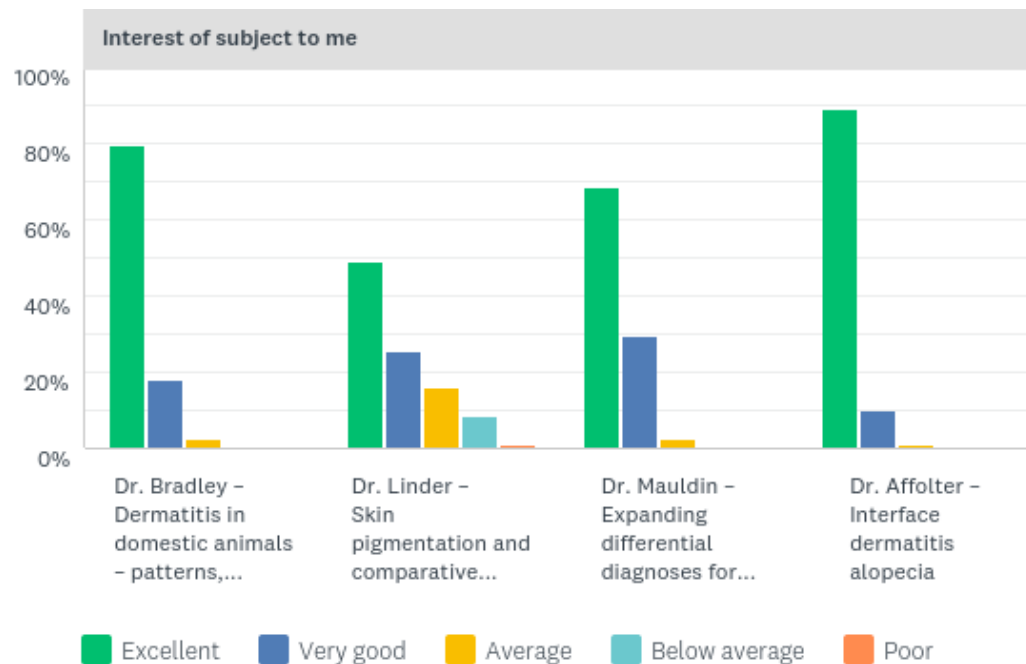
Q2: Please evaluate the following:

Answered: 127 Skipped: 1

	POOR	BELOW AVERAGE	AVERAGE	ABOVE AVERAGE	EXCELLENT	TOTAL	WEIGHTED AVERAGE
Seminar usefulness	0.00% 0	0.81% 1	3.25% 4	28.46% 35	67.48% 83	123	4.63
Seminar delivery (do not rate your own IT issues/connection speed)	0.00% 0	0.00% 0	7.63% 9	35.59% 42	56.78% 67	118	4.49

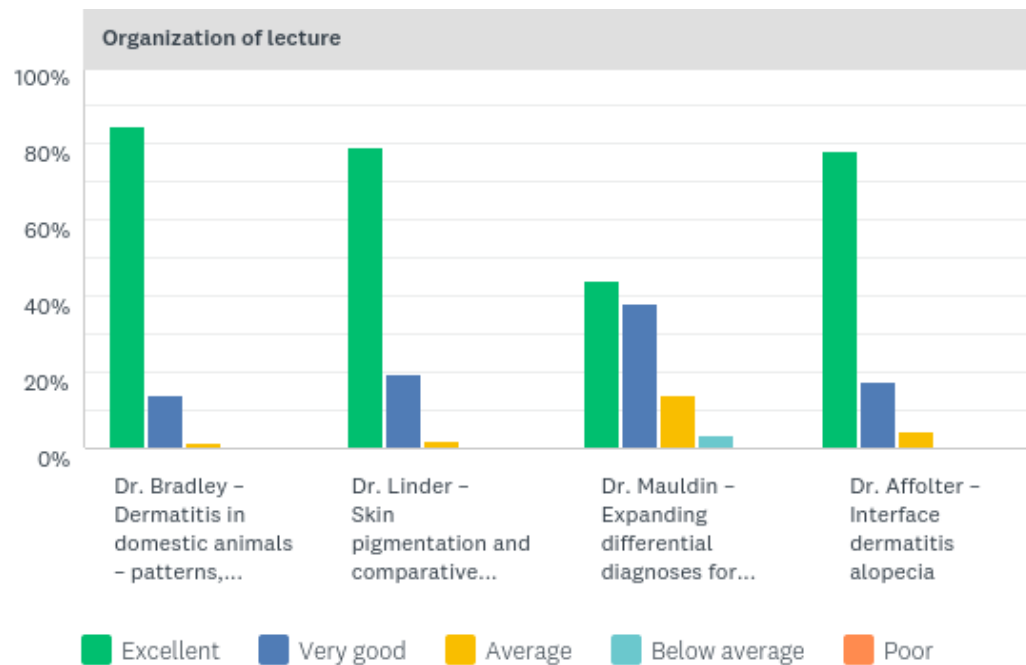
Q3: Faculty evaluation

Answered: 128 Skipped: 0



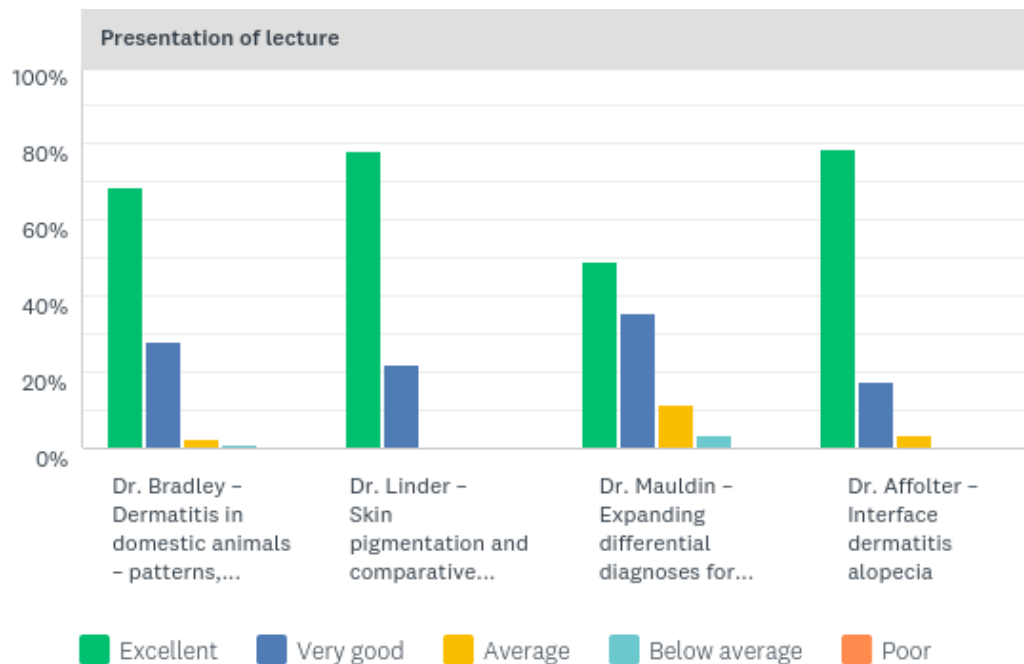
Q3: Faculty evaluation

Answered: 128 Skipped: 0



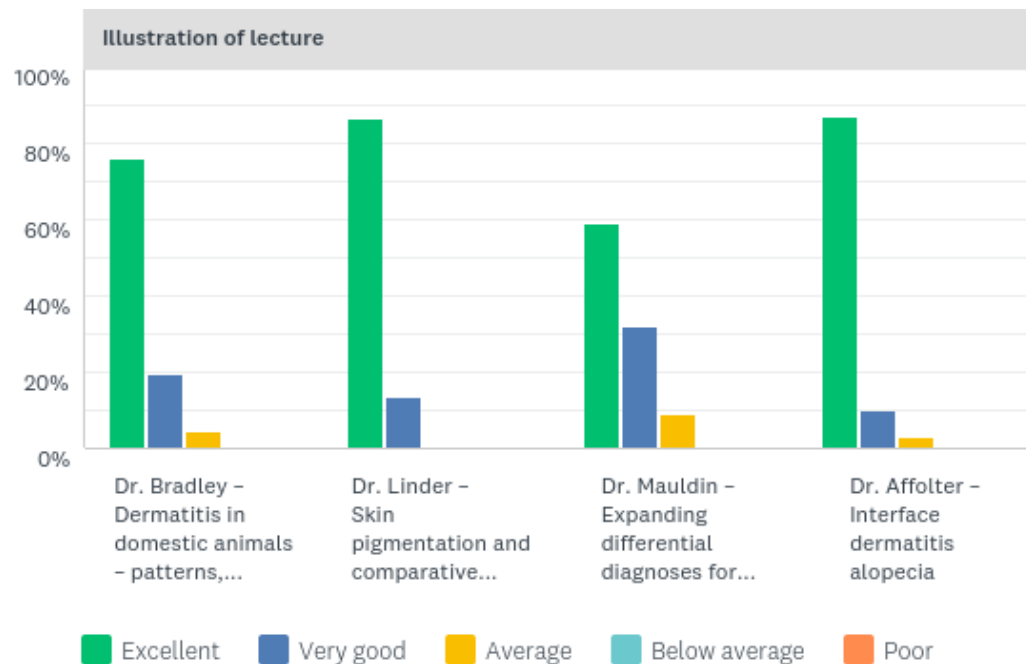
Q3: Faculty evaluation

Answered: 128 Skipped: 0



Q3: Faculty evaluation

Answered: 128 Skipped: 0



Q3: Faculty evaluation

Answered: 128 Skipped: 0

Interest of subject to me						
	EXCELLENT	VERY GOOD	AVERAGE	BELOW AVERAGE	POOR	TOTAL
Dr. Bradley – Dermatitis in domestic animals – patterns, problems, pairing	79.53% 101	18.11% 23	2.36% 3	0.00% 0	0.00% 0	127
Dr. Linder – Skin pigmentation and comparative pathology	49.21% 62	25.40% 32	15.87% 20	8.73% 11	0.79% 1	126
Dr. Mauldin – Expanding differential diagnoses for dermatopathologic lesions	68.25% 86	29.37% 37	2.38% 3	0.00% 0	0.00% 0	126
Dr. Affolter – Interface dermatitis alopecia	89.17% 107	10.00% 12	0.83% 1	0.00% 0	0.00% 0	120

Q3: Faculty evaluation

Answered: 128 Skipped: 0

Organization of lecture						
	EXCELLENT	VERY GOOD	AVERAGE	BELOW AVERAGE	POOR	TOTAL
Dr. Bradley – Dermatitis in domestic animals – patterns, problems, pairing	84.35% 97	13.91% 16	1.74% 2	0.00% 0	0.00% 0	115
Dr. Linder – Skin pigmentation and comparative pathology	78.95% 90	19.30% 22	1.75% 2	0.00% 0	0.00% 0	114
Dr. Mauldin – Expanding differential diagnoses for dermatopathologic lesions	44.25% 50	38.05% 43	14.16% 16	3.54% 4	0.00% 0	113
Dr. Affolter – Interface dermatitis alopecia	77.98% 85	17.43% 19	4.59% 5	0.00% 0	0.00% 0	109

Q3: Faculty evaluation

Answered: 128 Skipped: 0

Presentation of lecture						
	EXCELLENT	VERY GOOD	AVERAGE	BELOW AVERAGE	POOR	TOTAL
Dr. Bradley – Dermatitis in domestic animals – patterns, problems, pairing	68.42% 78	28.07% 32	2.63% 3	0.88% 1	0.00% 0	114
Dr. Linder – Skin pigmentation and comparative pathology	77.88% 88	22.12% 25	0.00% 0	0.00% 0	0.00% 0	113
Dr. Mauldin – Expanding differential diagnoses for dermatopathologic lesions	49.11% 55	35.71% 40	11.61% 13	3.57% 4	0.00% 0	112
Dr. Affolter – Interface dermatitis alopecia	78.70% 85	17.59% 19	3.70% 4	0.00% 0	0.00% 0	108

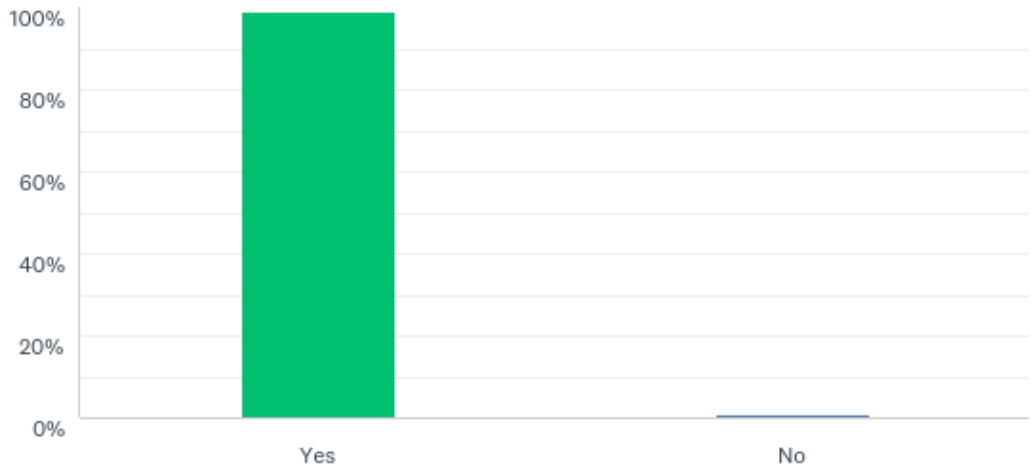
Q3: Faculty evaluation

Answered: 128 Skipped: 0

Illustration of lecture						
	EXCELLENT	VERY GOOD	AVERAGE	BELOW AVERAGE	POOR	TOTAL
Dr. Bradley - Dermatitis in domestic animals - patterns, problems, pairing	76.11% 86	19.47% 22	4.42% 5	0.00% 0	0.00% 0	113
Dr. Linder - Skin pigmentation and comparative pathology	86.61% 97	13.39% 15	0.00% 0	0.00% 0	0.00% 0	112
Dr. Mauldin - Expanding differential diagnoses for dermatopathologic lesions	58.93% 66	32.14% 36	8.93% 10	0.00% 0	0.00% 0	112
Dr. Affolter - Interface dermatitis alopecia	87.04% 94	10.19% 11	2.78% 3	0.00% 0	0.00% 0	108

Q4: Did the Seminar meet your expectations?

Answered: 127 Skipped: 1



Q4: Did the Seminar meet your expectations?

Answered: 127 Skipped: 1

ANSWER CHOICES	RESPONSES	
Yes	99.21%	126
No	0.79%	1
TOTAL		127

Q6: Do you have a suggestion for future topics?

Word cloud: most common words shown

Q6 Do you have a suggestion for future topics?



A word cloud of suggestions for future topics, with words in various sizes and orientations. The most prominent words are 'pathology', 'diseases', 'diagnosis', 'biopsies', 'neoplasia', 'Dermatopathology', 'lymphoma', 'seminar', 'dogs', 'cats', 'skin', 'tumors', 'neuropathology', 'skin tumors', 'great', 'small animal', 'oral', 'liver', 'hepatic', 'path', 'nice', 'exotic', 'cases', 'etc', 'Bone', 'bone pathology', 'Liver', 'day', 'topics', 'tumors', 'love', 'one', 'GI', 'Endocrine', 'Lymphoid', and 'question'.

small animal oral liver pathology hepatic diagnosis path
Dermatopathology nice biopsies exotic skin cases etc Bone
neoplasia Liver diseases bone pathology
pathology day topics tumors lymphoma love one GI
great Endocrine seminar Lymphoid dogs cats question
Neuropathology Skin tumors